







- The BDFE-x is C.P. Bourg's most compact high-speed booklet maker. Fully automated, it is capable of adjusting all its parameters via its touchscreen interface (GUI) and enables Automated In-Line Finishing applications. The paper flow follows a stitch-fold-trim process with guaranteed set integrity and a maximum speed of 4,200 booklets per hour.

The BDFE-x is connectable In-Line with a BSFE-x and seamlessly integrates the benefits of Off-Line and In-Line finishing (Read about our Dual-Mode Solutions).



| FEATURES                              | ADVANTAGES  | BENEFITS   |
|---------------------------------------|---|--|
| <b>Large Paper Range</b>              | Maximum media size 520 x 356 mm (20.47 x 14.02 in)<br>Minimum media size 203 x 120 mm (7.99 x 7.01 in)  | Offers a wide range of booklet formats   |
| <b>Connectable to</b>                 | iGen, ColorPress, Nuvera, DocuTech families<br>BSF-x compatible   | A superior digital In-Line booklet making solution   |
| <b>Folds up to 88 page Booklets</b>   | Stitch fold trim up to 22 sheets  | Able to process jobs with more content   |
| <b>Graphical User Interface (GUI)</b> | User friendly industrial grade color touch screen. Single GUI for all the finishing line can be connected wirelessly to any Tablet/Smartphone (i.e. iPad/iPhone) or PC. | Easy to use interface. Control your entire finishing remotely enabling Remote Diagnostics/ Statistics and much more. |
| <b>In-Operation Adjustments</b>       | Job adjustments can be performed via the GUI "Run" menu   | Fine tuning adjustments of stitch, fold, trim while BDFE-x is in operation   |
| <b>Stitch Fold Trim</b>               | Automatic stitch head adjustment<br>Self-adjusting trimming to book thickness   | Automatic top, corner, side, or saddle stitching   |
| <b>2 to 4 Stitch Heads (optional)</b> | Hohner or ISP heads<br>Hohner can accommodate a loop kit (optional)   | Large range of stitching possibilities   |
| <b>ISP Head Features</b>              | Toolless cassette replacement   | Plug & Play stitch heads   |
| <b>Purge Feature</b>                  | Automatic ejection of faulted job and enables continuous production   | Minimal time loss  |
| <b>Face Trimmer</b>                   | With blower and waste bin   | Fully automated trimming   |



BDFE-x

IN-LINE

## TECHNICAL SPECIFICATIONS

### POPULAR CONFIGURATIONS



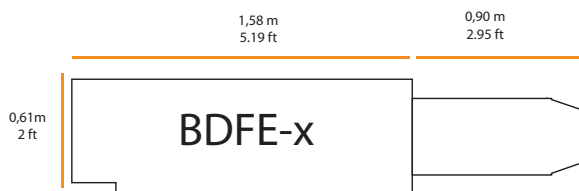
Printer + BDFE-x



Printer + BCME-x + BDFE-x

|   |                                 |
|---|---------------------------------|
| <b>Category</b>                                     | Booklet Maker                   |
| <b>Model</b>  | BDFE-x                          |
| <b>Media/Sheet Sizes</b>                            |                                 |
| <b>Input Sheet Size (saddle stitching)</b>          | (In Track) x (Cross Track)      |
| <b>Min</b>  | 203.2 x 120 mm (8 x 4.72 in)    |
| <b>Max</b>  | 520 x 356 mm (20.47 x 14.01 in) |
| <b>Output Booklet Size (saddle stitching)</b>       | (In Track) x (Cross Track)      |
| <b>Min</b>  | 76 x 120 mm (2.99 x 4.72 in)    |
| <b>Max</b>  | 260 x 356 mm (10.23 x 14.01 in) |
| <b>Fore-Edge Max Trimming</b>                       | 25 mm (0.98 in)                 |
| <b>Input/Output Sheet Size (top/side stitching)</b> | (In Track) x (Cross Track)      |
| <b>Min</b>  | 160 x 120 mm (6.3 x 4.72 in)    |
| <b>Max</b>  | 297 x 356 mm (11.69 x 14.01 in) |
| <b>Media/Sheet Weights</b>                          |                                 |
| <b>Min</b>  | 60 gsm                          |
| <b>Max</b>  | 300 gsm                         |
| <b>Maximum Speed</b>                                | 4200 sets/h                     |
| <b>Maximum Page per Saddle Stitched Booklet</b>     | 22 pages (90 gsm)               |
| <b>Power Supply</b>                                 | 120 V ±10% – 60 Hz – 10 A       |
|   | 230 V ±10% – 50 Hz – 7 A        |
| <b>Power Consumption</b>                            |                                 |
| Operational Mode                                    | 750 W                           |
| Radiant Heat (OM)                                   | 2560 BTU/h                      |
| Standby Mode  | 170 W                           |
| Radiant Heat (SM)                                   | 580 BTU/h                       |
| <b>Sound Level</b>                                  | 70 dB                           |

### DIMENSIONS



|                   |                     |
|-------------------|---------------------|
| <b>Dimensions</b> |                     |
| Length            | 1.58 m (5.19 ft)    |
| Width             | 0.61 m (2.00 ft)    |
| Height            | 1.54 m (5 ft)       |
| Delivery Conveyor | 0.90 m (2.95 ft)    |
| <b>Weight</b>     | 450 kg (992.08 lbs) |

### MEDIA / SHEET SIZES

